

Volumen Negociado : L **2,284,734,241.17**

Tipo de Cambio Promedio : **1.0000**

Rendimientos

LEMPIRA

| Días | Mínimo % | Promedio % | Máximo % | Volumen (Miles) |
|------------------|----------|------------|----------|---------------------|
| 270 | 5.29 | 5.29 | 5.29 | 162,454.72 |
| 360 | 5.44 | 5.44 | 5.44 | 46,521.18 |
| 540 | 5.56 | 5.56 | 5.56 | 28,994.44 |
| 720 | 5.91 | 5.96 | 6.00 | 153,130.59 |
| > 1080 | 6.98 | 8.37 | 9.15 | 1,893,633.32 |
| Total ... | | | | 2,284,734.24 |

**Mercado Secundario
Renta Fija**

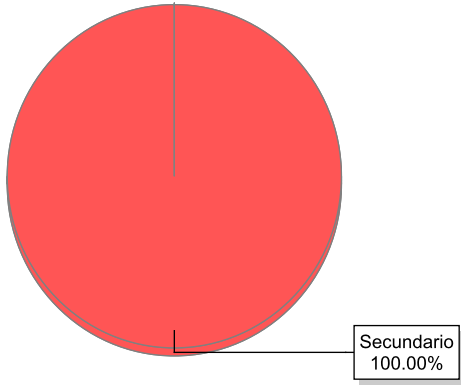
LEMPIRA

| Días | Emisor | Instrumento | Precio % | | | Rendimiento % | | | Volumen (Miles) |
|------------------|--------|-------------|----------|----------|--------|---------------|----------|--------|---------------------|
| | | | Mínimo | Promedio | Máximo | Mínimo | Promedio | Máximo | |
| 270 | SEFIN | BONO | 101.53 | 101.53 | 101.53 | 5.29 | 5.29 | 5.29 | 162,454.72 |
| 360 | SEFIN | BONO | 103.38 | 103.38 | 103.38 | 5.44 | 5.44 | 5.44 | 46,521.18 |
| 540 | SEFIN | BONO | 107.39 | 107.39 | 107.39 | 5.56 | 5.56 | 5.56 | 28,994.44 |
| 720 | SEFIN | BONO | 105.32 | 106.38 | 107.71 | 5.91 | 5.96 | 6.00 | 153,130.59 |
| > 1080 | SEFIN | BONO | 99.98 | 106.40 | 112.87 | 6.98 | 8.37 | 9.15 | 1,893,633.32 |
| Total ... | | | | | | | | | 2,284,734.24 |

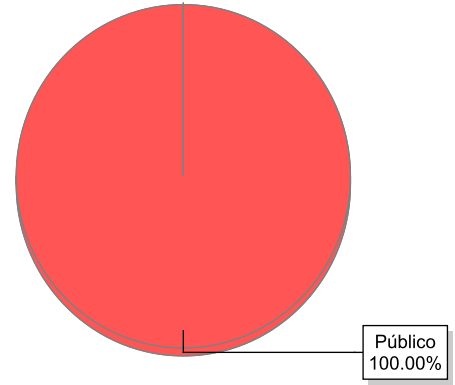
Volumen Negociado

| Instrumentos | Emisores | Moneda | Vol. Negociado | % |
|---------------------------|---|---------|------------------|-----------------|
| Sector Público | | | | |
| Mercado Secundario | | | | |
| BONO EN LEMPIRAS (BONO) | SECRETARIA DE FINANZAS GOB HONDURAS (SEFIN) | LEMPIRA | 2,284,734,241.17 | 100.00 % |
| | | | | 100.00 % |

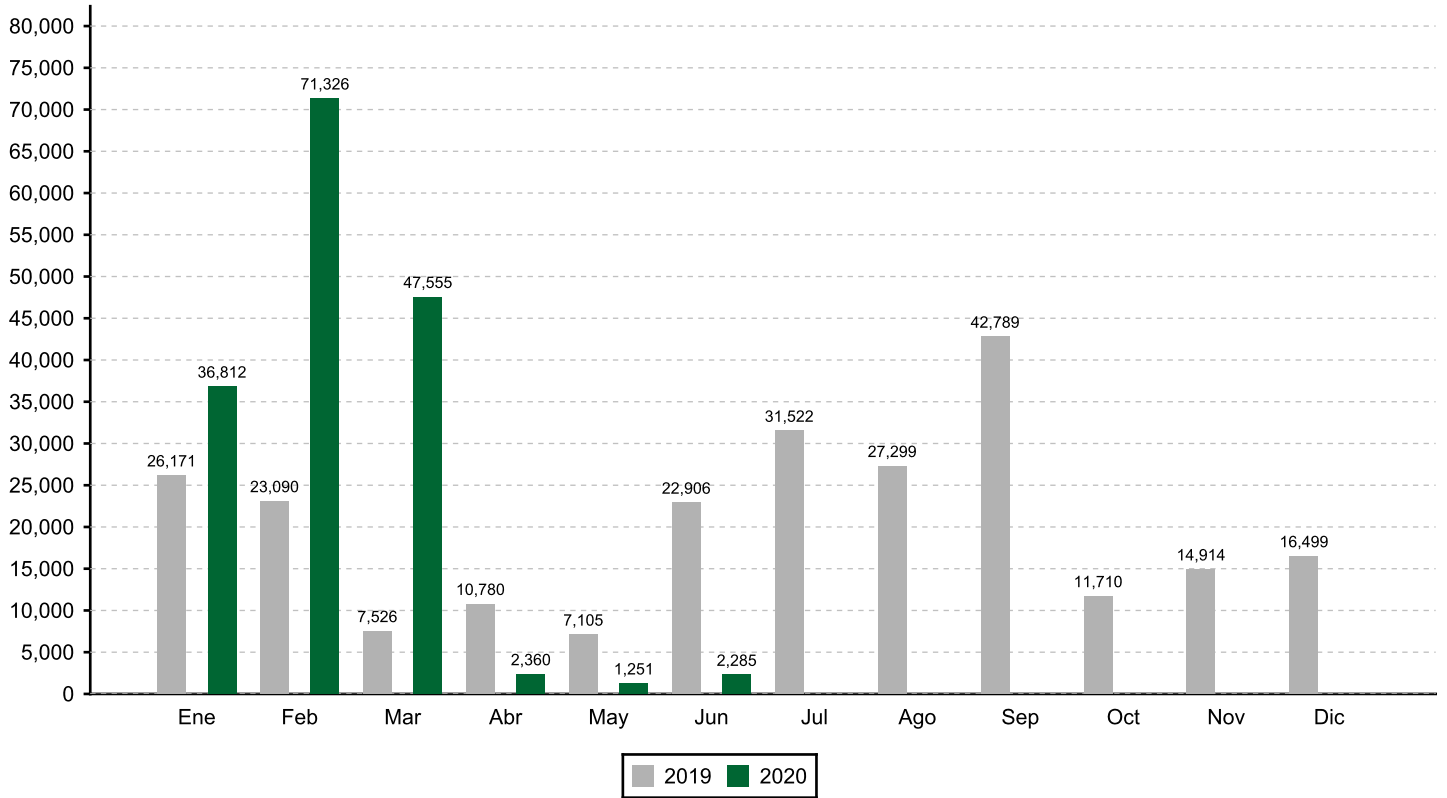
Volumen Negociado: Desglose por Mercado



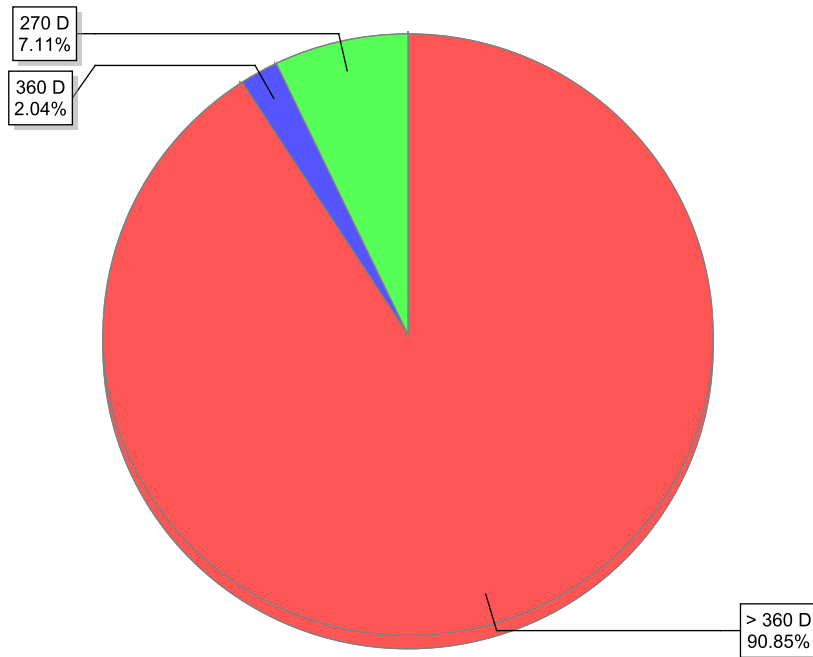
Volumen Negociado: Desglose por Sector



EVOLUCION DEL VOLUMEN NEGOCIADO
(Millones de L)

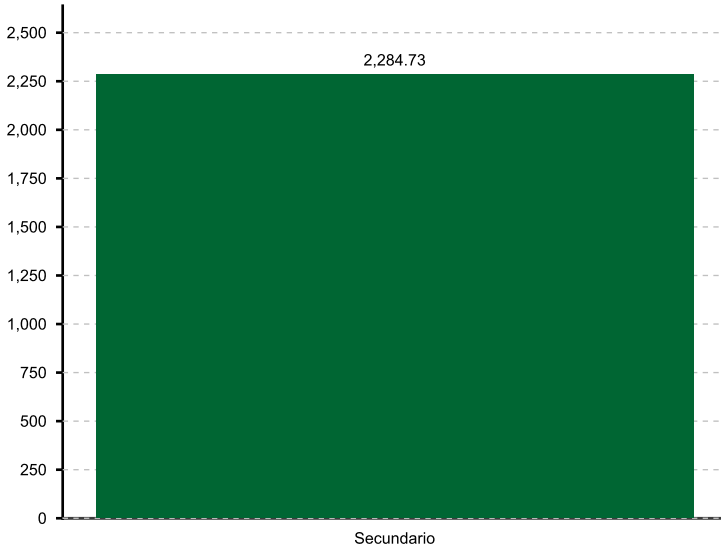


Volumen Negociado: Desglose por Plazo



Renta Fija

Volumen Negociado por Mercado
(Millones de L)



Renta Variable

Volumen Negociado por Mercado
(Miles de L)



Participación de las Casas de Bolsa en el Mercado

| | Total | Secundario |
|---|----------------|----------------|
| CASA DE BOLSA DE VALORES, S.A.(CABVAL) | 17.20 % | 17.20 % |
| CASA DE BOLSA PROMOTORA BURSATIL, S.A. | 70.79 % | 70.79 % |
| FOMENTO FINANCIERO, S.A. CASA DE BOLSA (FOFISA) | 12.01 % | 12.01 % |

* Fin del Reporte