



# Datos Estadísticos

*Bolsa Centroamericana de Valores S.A*

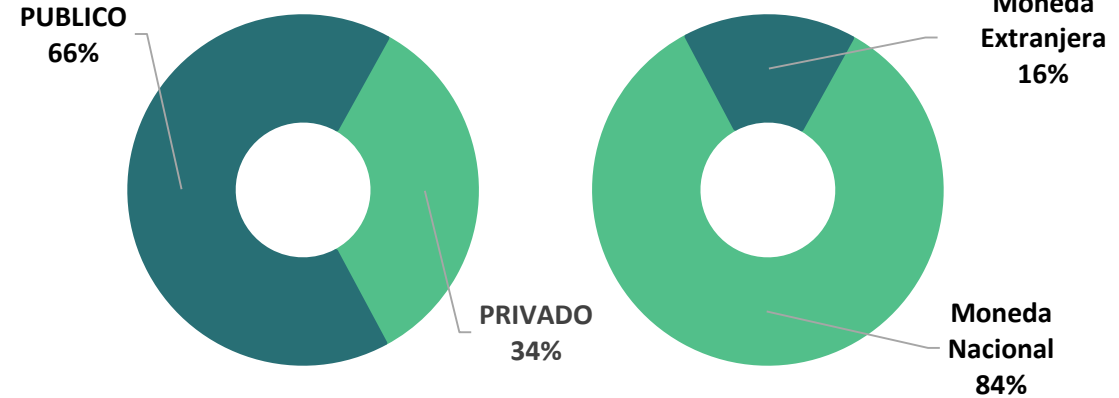
Diciembre 2019

# Obligaciones Vigentes

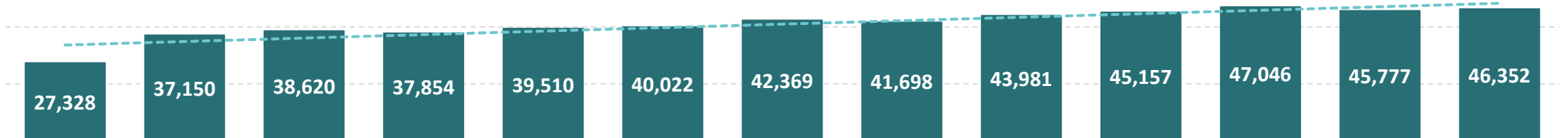


Datos a Diciembre 2019 (Millones)

| EMISOR                                       | Moneda Nacional | Moneda Extranjera |
|--|-----------------|-------------------|
| <b>PRIVADO</b>                               | L 8,161,213     | \$ 319,707        |
| BANCO ATLÁNTIDA, S.A.                        | L 695,000       | \$ 33,696         |
| BANCO DE AMERICA CENTRAL HONDURAS, S.A.      | L 1,367,600     | \$ 42,500         |
| BANCO DEL PAIS                               | L -             | \$ 150,000        |
| BANCO FINANCIERA CENTROAMERICANA, S.A.       | L 282,600       | \$ 28,000         |
| BANCO FINANCIERA COMERCIAL HONDUREÑA, S.A.   | L 5,816,013     | \$ 55,511         |
| BANRURAL                                     | L -             | \$ 10,000         |
| <b>PUBLICO</b>                               | L 30,542,513    | \$ -              |
| <b>BANCO CENTRAL DE HONDURAS, S.A.</b>       | L 17,999,371    | \$ -              |
| BONO (HNL) BCH                               | L 3,496,956     | \$ -              |
| LETRA (HNL) ESTRUCTURALES                    | L 14,502,415    | \$ -              |
| <b>EMPRESA NACIONAL DE ENERGIA ELECTRICA</b> | L 629,767       | \$ -              |
| BONO (HNL)                                   | L 629,767       | \$ -              |
| <b>SECRETARIA DE FINANZAS GOB HONDURAS</b>   | L 11,913,375    | \$ -              |
| BONO (HNL) SEFIN                             | L 11,913,375    | \$ -              |
| <b>Total</b>                                 | L 38,703,726    | \$ 319,707        |



Comportamiento historico (Diciembre 2018 – Diciembre 2019 | Moneda Nacional y Extranjera)



# Operaciones Bursátiles



Datos Interanuales Diciembre 2019 - 2018 (Millones)

| DETALLE                   | 2019      |                    |                 | 2018       |                    |                 |
|---------------------------|-----------|--------------------|-----------------|------------|--------------------|-----------------|
|                           | TX        | VALOR TRANSADO     | % PARTICIPACION | TX         | VALOR TRANSADO     | % PARTICIPACION |
| <b>PRIMARIO</b>           | <b>49</b> | <b>L16,075,280</b> | <b>97%</b>      | <b>95</b>  | <b>L17,039,372</b> | <b>99%</b>      |
| LETRA (HNL) LIQUIDEZ      | 34        | L14,718,618        | 89%             | 16         | L13,452,391        | 91%             |
| BONO (HNL) BCH            | 2         | L204,620           | 1%              | 1          | L1,253,021         | 6%              |
| LETRA (HNL) ESTRUCTURALES | 7         | L806,609           | 5%              | 5          | L1,514,499         | 0%              |
| BONO (HNL) SEFIN          |           |                    | 0%              | 7          | L165,642           | 1%              |
| BONO (HNL) ENEE           | 6         | L345,433           | 2%              |            |                    | 1%              |
| BONO (HNL) PRIVADO        |           |                    | 0%              | 4          | L110,750           | 0%              |
| BONO\$ (USD) PRIVADO      |           |                    |                 | 62         | L543,069           |                 |
| <b>SECUNDARIO</b>         | <b>6</b>  | <b>L438,364</b>    | <b>3%</b>       | <b>22</b>  | <b>L646,653</b>    | <b>1%</b>       |
| BONO (HNL) SEFIN          | 6         | L438,364           | 3%              | 7          | L516,848           | 0%              |
| BONO\$ (USD) PRIVADO      |           |                    | 0%              | 15         | L129,805           | 0%              |
| <b>Total general</b>      | <b>55</b> | <b>L16,513,644</b> | <b>100%</b>     | <b>117</b> | <b>L17,686,025</b> | <b>100%</b>     |

## Ranking

|                           |         |
|---------------------------|---------|
| BONO (HNL) BCH            | L14,719 |
| BONO\$ (USD) PRIVADO      | L807    |
| BONO (HNL) SEFIN          | L438    |
| LETRA (HNL) ESTRUCTURALES | L345    |
| LETRA (HNL) LIQUIDEZ      | L205    |



CANTIDAD DE OPERACIONES

55



DISMINUCION EN VALOR TRANSADO

-7%



VALOR TRANSADO

L16 MM

# Operaciones Bursátiles



Datos Acumulados a Diciembre 2019 - 2018 (Millones)

| DETALLE                   | 2019       |                     |                 | 2018         |                     |                 |
|---------------------------|------------|---------------------|-----------------|--------------|---------------------|-----------------|
|                           | TX         | VALOR TRANSADO      | % PARTICIPACION | TX           | VALOR TRANSADO      | % PARTICIPACION |
| <b>PRIMARIO</b>           | <b>883</b> | <b>L237,505,605</b> | <b>98%</b>      | <b>1,004</b> | <b>L461,693,241</b> | <b>99%</b>      |
| LETRA (HNL) LIQUIDEZ      | 401        | L206,821,189        | 85%             | 522          | L421,329,623        | 91%             |
| LETRA (HNL) ESTRUCTURALES | 114        | L19,419,898         | 8%              | 130          | L29,411,826         | 6%              |
| BONO (HNL) SEFIN          | 55         | L3,116,550          | 1%              | 57           | L3,211,437          | 1%              |
| BONO (HNL) BCH            | 11         | L2,035,911          | 1%              | 10           | L1,674,408          | 0%              |
| BONO (HNL) ENEE           | 6          | L345,433            | 0%              |              |                     | 0%              |
| CDP (HNL)                 |            |                     | 0%              | 7            | L2,644              | 0%              |
| BONO (HNL) PRIVADO        | 81         | L2,303,469          | 1%              | 122          | L4,058,211          | 1%              |
| BONO\$ (USD) PRIVADO      | 215        | L3,463,156          | 1%              | 156          | L2,005,093          |                 |
| <b>SECUNDARIO</b>         | <b>58</b>  | <b>L5,026,224</b>   | <b>2%</b>       | <b>81</b>    | <b>L3,006,575</b>   | <b>1%</b>       |
| BONO (HNL) SEFIN          | 47         | L4,728,868          | 2%              | 47           | L2,708,692          | 1%              |
| BONO (HNL) BCH            | 2          | L204,659            | 0%              |              |                     | 0%              |
| BONO (HNL) PRIVADO        | 1          | L189                | 0%              | 11           | L113,631            | 0%              |
| BONO\$ (USD) PRIVADO      | 8          | L92,509             | 0%              | 23           | L184,253            | 0%              |
| <b>Total general</b>      | <b>941</b> | <b>L242,531,830</b> | <b>100%</b>     | <b>1,085</b> | <b>L464,699,817</b> | <b>100%</b>     |

## Ranking

|                           |          |
|---------------------------|----------|
| LETRA (HNL) LIQUIDEZ      | L206,821 |
| LETRA (HNL) ESTRUCTURALES | L19,420  |
| BONO (HNL) SEFIN          | L7,845   |
| BONO\$ (USD) PRIVADO      | L3,556   |
| BONO (HNL) PRIVADO        | L2,304   |
| BONO (HNL) BCH            | L2,241   |
| BONO (HNL) ENEE           | L345     |



CANTIDAD DE OPERACIONES

941



AUMENTO MERCADO SECUNDARIO

67%



VALOR TRANSADO

L242 MM

# Operaciones Bursátiles por Emisor



Datos Acumulados a Diciembre  
2019 - 2018 (Miles)

|  | 2018               |       |         | 2019               |     |         |
|--|--------------------|-------|---------|--------------------|-----|---------|
|  | Monto Transado     | No.   | %       | Monto Transado     | No. | %       |
| <b>PRIVADO</b>                             | L. 6,363,831,193   | 319   | 1.37%   | L. 5,859,322,449   | 305 | 2.42%   |
| <b>PRIMARIO</b>                            | L. 6,065,947,384   | 285   | 1.31%   | L. 5,766,624,994   | 296 | 2.38%   |
| BANCO ATLÁNTIDA, S.A.                      | L. 1,501,819,124   | 38    | 0.32%   |                    |     | 0.00%   |
| BANCO DE AMERICA CENTRAL HONDURAS, S.A.    | L. 542,006,002     | 50    | 0.12%   | L. 854,276,000     | 32  | 0.35%   |
| BANCO DEL PAIS                             | L. 178,293,945     | 25    | 0.04%   | L. 2,998,631,994   | 192 | 1.24%   |
| BANCO FINANCIERA CENTROAMERICANA, S.A.     | L. 237,702,783     | 48    | 0.05%   | L. 98,248,000      | 10  | 0.04%   |
| BANCO FINANCIERA COMERCIAL HONDUREÑA, S.A. | L. 3,603,481,730   | 117   | 0.78%   | L. 1,815,469,000   | 62  | 0.75%   |
| FINANCIERA CREDI Q, S.A.                   | L. 2,643,800       | 7     | 0.00%   |                    |     | 0.00%   |
| <b>SECUNDARIO</b>                          | L. 297,883,809     | 34    | 0.06%   | L. 92,697,455      | 9   | 0.04%   |
| BANCO DE AMERICA CENTRAL HONDURAS, S.A.    | L. 29,314,788      | 3     | 0.01%   | L. 14,531,143      | 4   | 0.01%   |
| BANCO DEL PAIS                             | L. 40,044,517      | 6     | 0.01%   |                    |     | 0.00%   |
| BANCO FINANCIERA CENTROAMERICANA, S.A.     | L. 41,542,713      | 4     | 0.01%   | L. 26,296,023      | 1   | 0.01%   |
| BANCO FINANCIERA COMERCIAL HONDUREÑA, S.A. | L. 143,719,026     | 16    | 0.03%   | L. 51,870,290      | 4   | 0.02%   |
| BANRURAL                                   | L. 43,262,765      | 5     | 0.01%   |                    |     | 0.00%   |
| <b>PUBLICO</b>                             | L. 458,335,985,388 | 766   | 98.63%  | L. 236,672,507,386 | 636 | 97.58%  |
| <b>PRIMARIO</b>                            | L. 455,627,293,783 | 719   | 98.05%  | L. 231,738,980,416 | 587 | 95.55%  |
| BANCO CENTRAL DE HONDURAS, S.A.            | L. 452,415,856,324 | 662   | 97.36%  | L. 228,276,997,133 | 526 | 94.12%  |
| EMPRESA NACIONAL DE ENERGIA ELECTRICA      |                    |       | 0.00%   | L. 345,432,942     | 6   | 0.14%   |
| SECRETARIA DE FINANZAS GOB HONDURAS        | L. 3,211,437,458   | 57    |         | L. 3,116,550,342   | 55  |         |
| <b>SECUNDARIO</b>                          | L. 2,708,691,605   | 47    | 0.58%   | L. 4,933,526,970   | 49  | 2.03%   |
| BANCO CENTRAL DE HONDURAS, S.A.            |                    |       | 0.00%   | L. 204,659,300     | 2   | 0.08%   |
| SECRETARIA DE FINANZAS GOB HONDURAS        | L. 2,708,691,605   | 47    | 0.58%   | L. 4,728,867,670   | 47  | 1.95%   |
| <b>Total general</b>                       | L. 464,699,816,581 | 1,085 | 100.00% | L. 242,531,829,835 | 941 | 100.00% |

# Tasas de Rendimiento

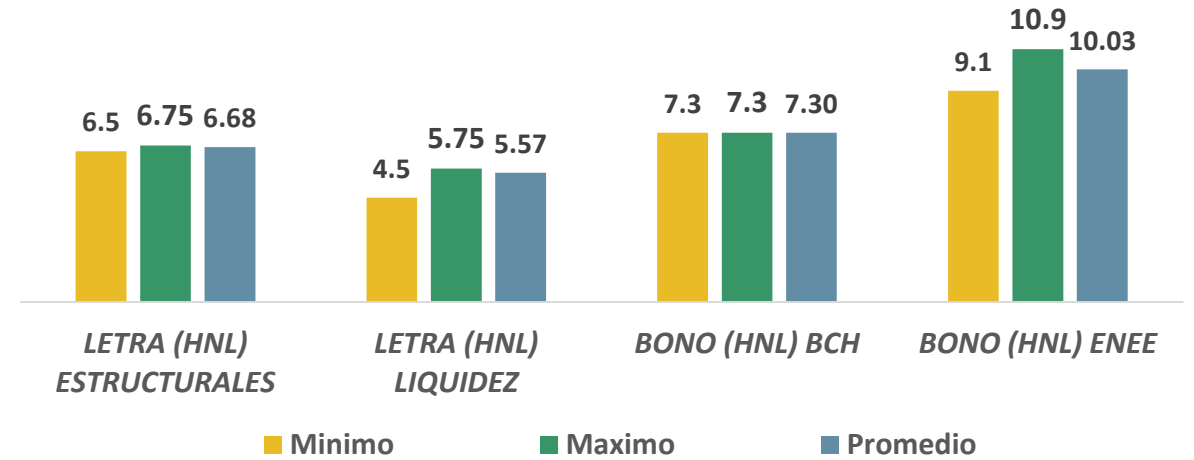
Diciembre 2019



## Mercado Primario

## Mercado Primario

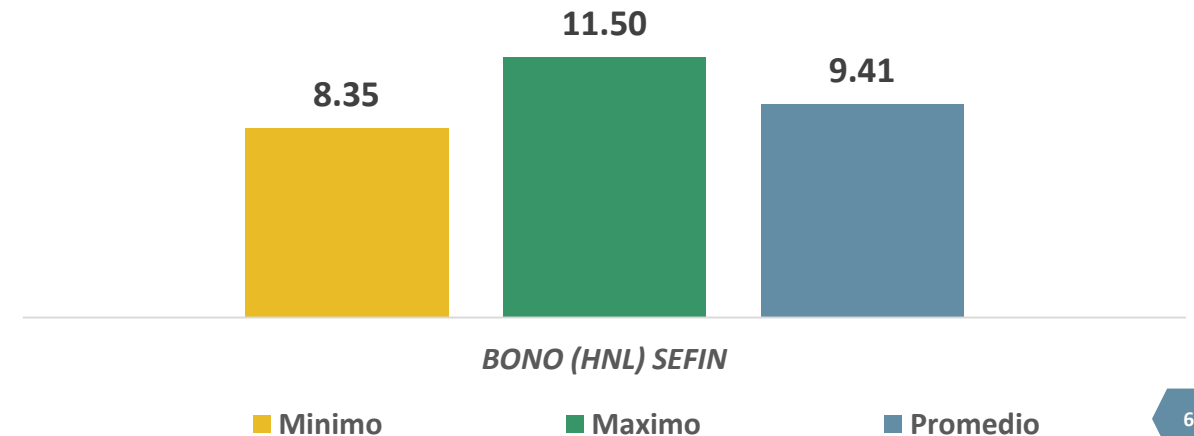
| Instrumento                      | Mínimo | Máximo | Promedio |
|----------------------------------|--------|--------|----------|
| <b>LETRA (HNL) ESTRUCTURALES</b> | 6.5    | 6.75   | 6.68     |
| <b>LETRA (HNL) LIQUIDEZ</b>      | 4.5    | 5.75   | 5.57     |
| <b>BONO (HNL) BCH</b>            | 7.3    | 7.3    | 7.30     |
| <b>BONO (HNL) ENEE</b>           | 9.1    | 10.9   | 10.03    |



## Mercado Secundario

## Mercado Secundario

| Instrumento             | Mínimo | Máximo | Promedio |
|-------------------------|--------|--------|----------|
| <b>BONO (HNL) SEFIN</b> | 8.35   | 11.5   | 9.41     |



# Evolución Histórica de Operaciones Bursátiles



Datos Acumulados en Miles de Lempiras



Montos Transados desde 1993  
**L3,189,277,090,579**



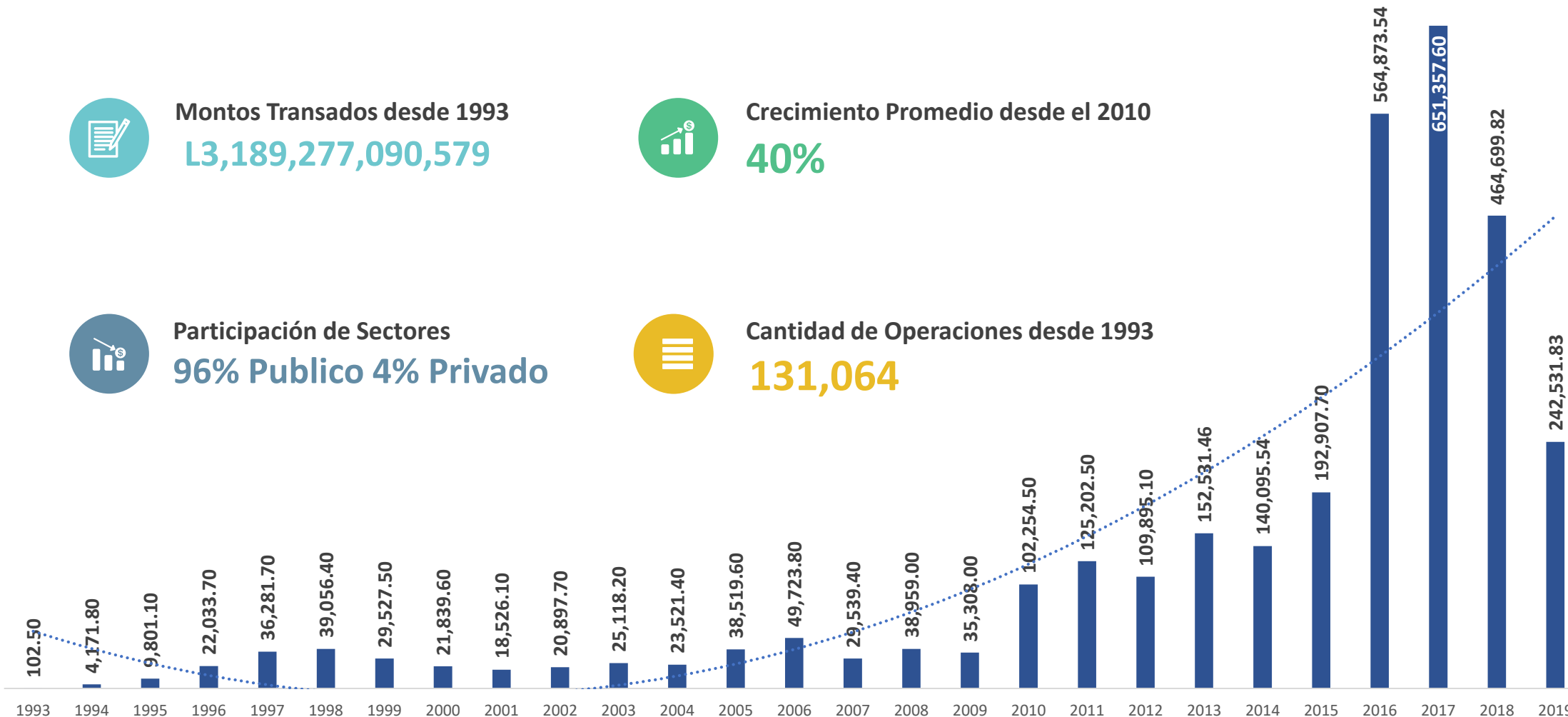
Crecimiento Promedio desde el 2010  
**40%**



Participación de Sectores  
**96% Publico 4% Privado**



Cantidad de Operaciones desde 1993  
**131,064**





# Datos Estadísticos

*Bolsa Centroamericana de Valores S.A*

Diciembre 2019